Feeding Concepts, Inc. Job #FC-23-19664



Below are the adjustments that need to be made when changing parts on this system.

First, adjust the guide rails on the linear track for the part you intend to run. There should be a little room to the sides and above the part. No more than .030” is needed.





Second, adjust the rail shown below. Make sure it is high enough for sideways parts to get through but low enough for standing up parts to keep going through.



Air Adjustment

Use the switches shown below to set the air for the part you are intending to run.









Large and Medium Part

AJ 1A	Off
AJ 1B	On
AJ 2	Off
AJ 3	On
AJ 4	On
AJ 5	Off

Small Part

AJ 1A	On
AJ 1B	Off
AJ 2	On
AJ 3	Off
AJ 4	Off
AJ 5	On